

# **Tips when using the Safe Load Program App**


**FOR AUTHORISED INSPECTION  
LOCATION “INSPECTORS”**



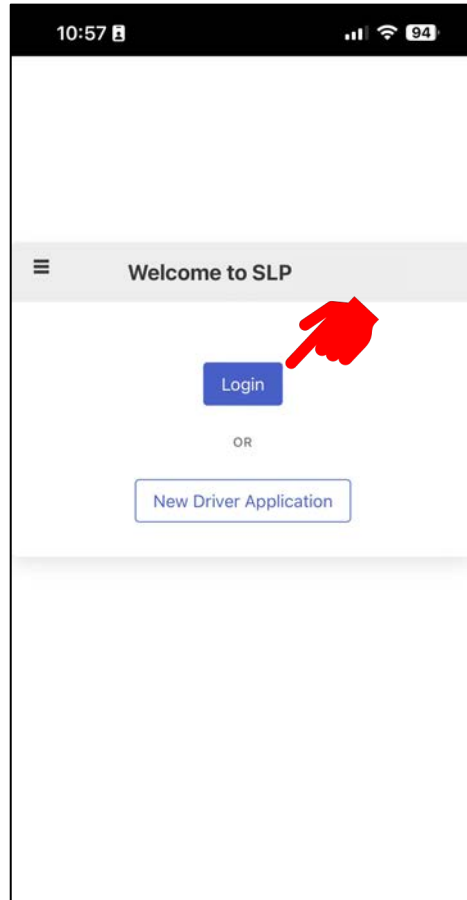
# #1 Download our App from the App Store or Google Play.



## #2 Navigating the App: Pass-2-Load Inspector.



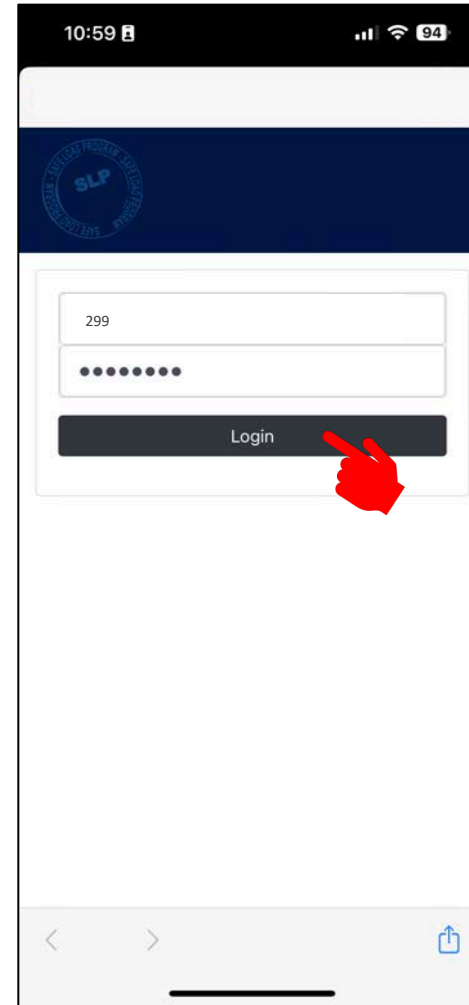
SLP App Icon



### Login & Application Screen

From this screen you can:

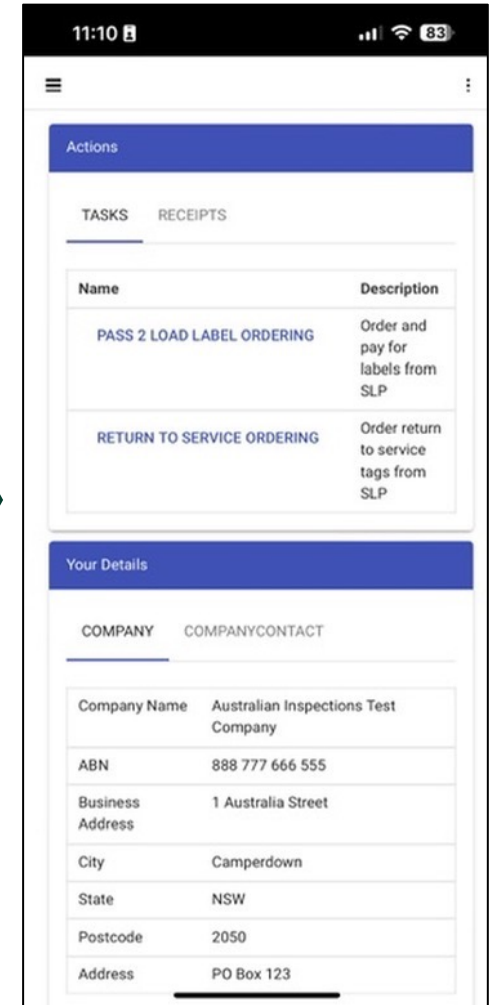
- **LOGIN** to the SLP Application  
Or
- This screen is also used by new drivers to make an application to SLP to receive Load training and be issued with an SLP ID card.  
**NEW DRIVER APPLICATION**



### User Login Screen

From this screen you can:

- Enter your **Username and Password**
- If you don't already have a username and Password, contact SLP or your Company's SLP Administrator.

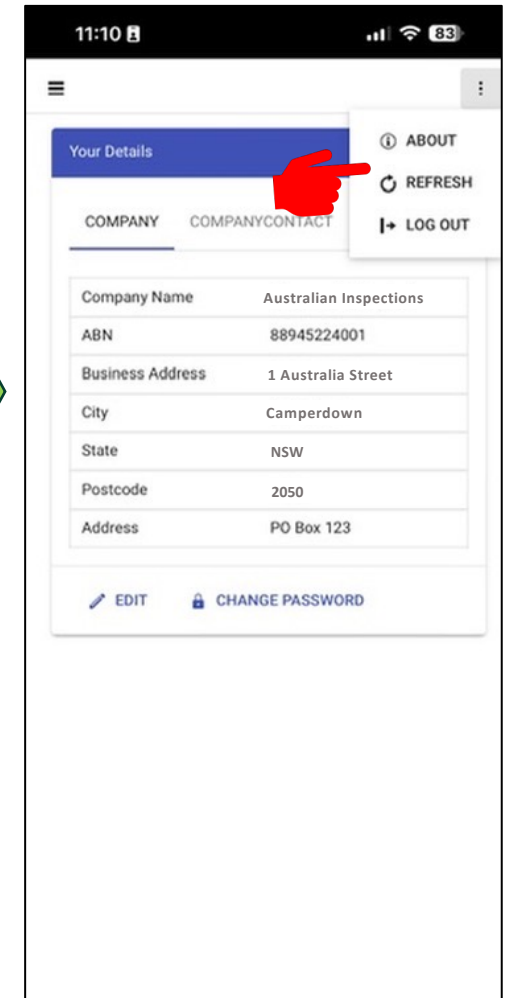
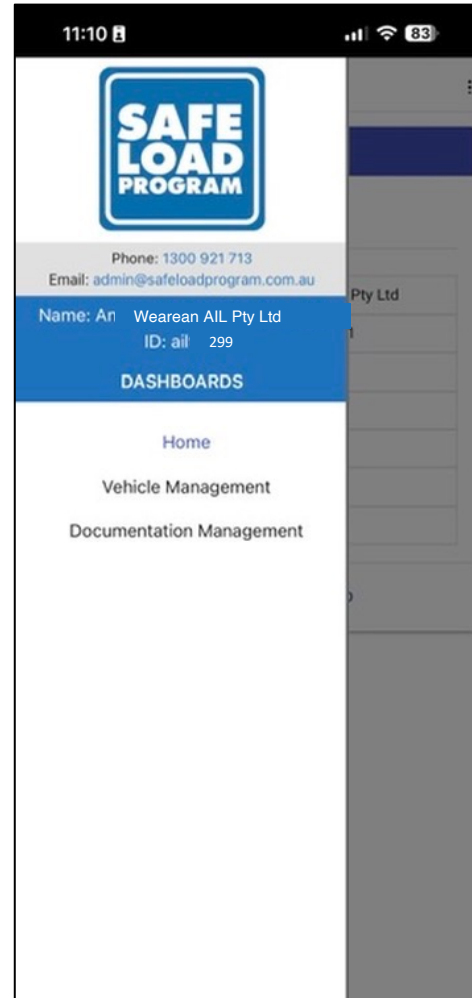
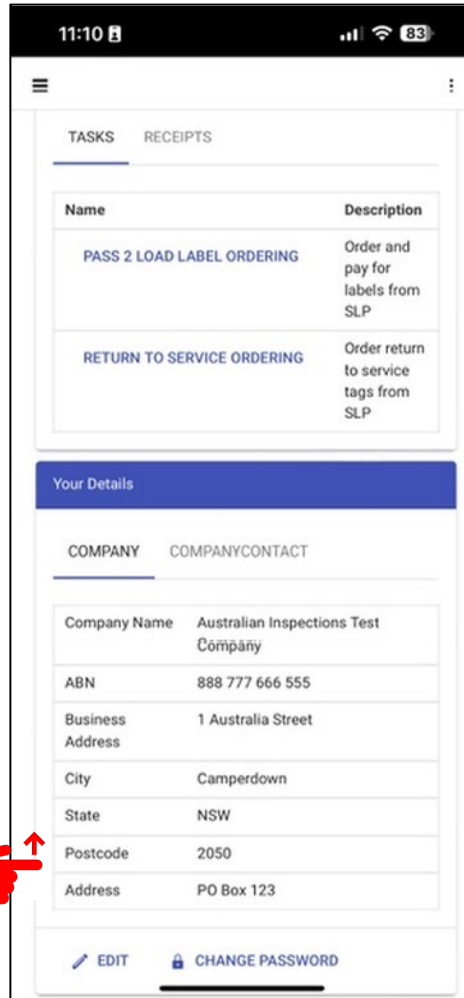
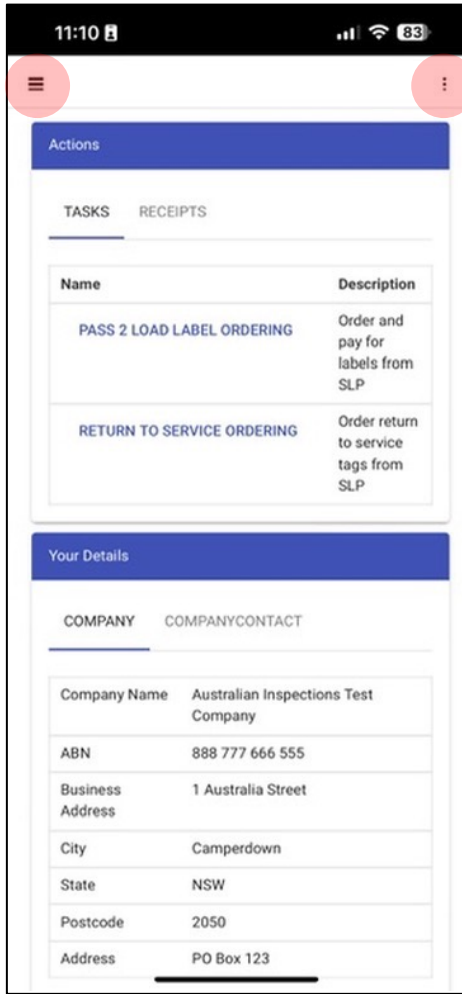


### Inspector Dashboard

From this screen you can access:

- **Actions**
  - **TASKS / RECEIPTS**
- **Your Details**
  - **COMPANY / COMPANYCONTACT**

### #3 Navigating the App: Pass-2-Load Inspector.



#### Inspector Dashboard

From this screen you can:

- Access label orders receipts
- View your **COMPANY** details
- View your **COMPANYCONTACT** details
- Access to the **Menu Bar**
- Access to the **Vertical 3 Dots**



#### Inspector Dashboard

From this screen you can also:

- **Edit** your company details
- **Edit** your companycontact details
- **CHANGE** your user **PASSWORD**
- **Swipe** up to see more information.

#### Menu Bar



From this screen you can access:

- **Home**
- **Vehicle Management**
- **Documentation Management**

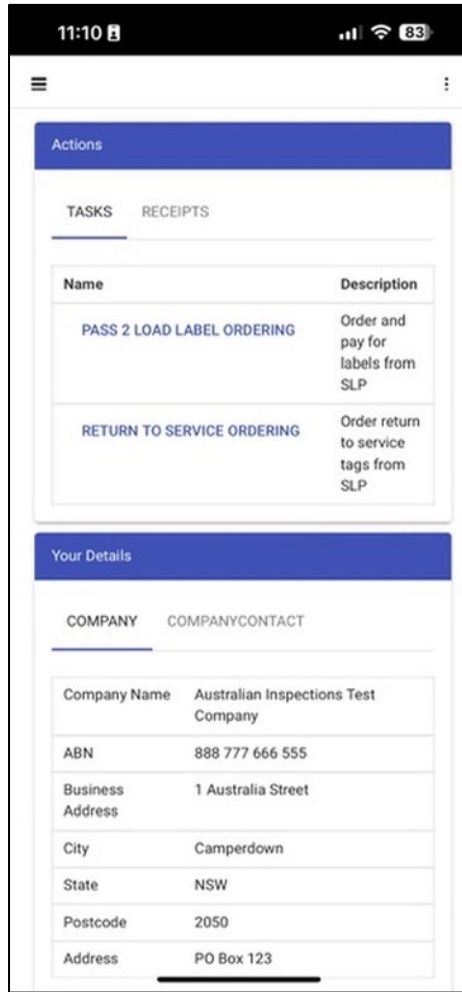
#### Vertical Three Dots



From this screen you can access:

- **ABOUT** App Version Details
- **REFRESH** Link
- **LOG OUT** Link.

## #4 Navigating the App: Pass-2-Load Inspector.



11:10 83

Actions

TASKS RECEIPTS

Name	Description
PASS 2 LOAD LABEL ORDERING	Order and pay for labels from SLP
RETURN TO SERVICE ORDERING	Order return to service tags from SLP

Your Details

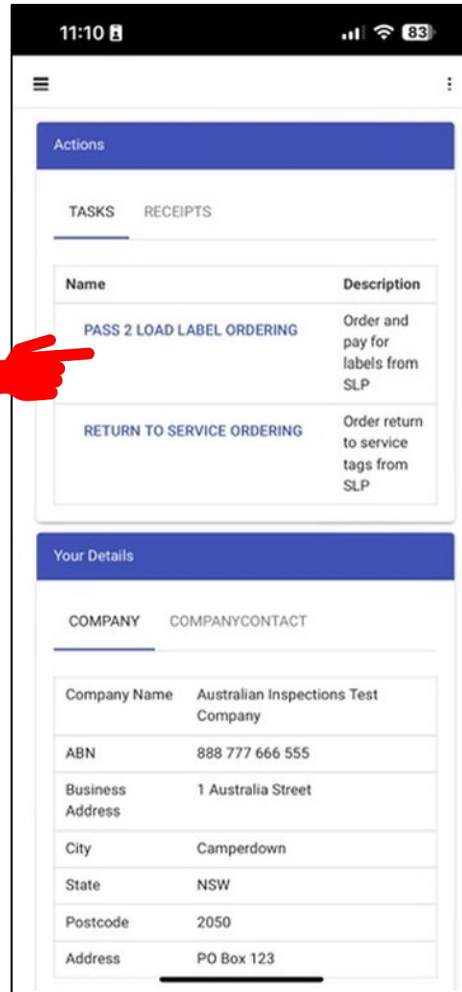
COMPANY COMPANYCONTACT

Company Name	Australian Inspections Test Company
ABN	888 777 666 555
Business Address	1 Australia Street
City	Camperdown
State	NSW
Postcode	2050
Address	PO Box 123

### Inspector Dashboard

From this screen you can:

- Order New Pass-2-Load Labels
- Order RTS tags and covers
- Access label order receipts
- View your **COMPANY** details
- View your **COMPANYCONTACT** details



11:10 83

Actions

TASKS RECEIPTS

Name	Description
PASS 2 LOAD LABEL ORDERING	Order and pay for labels from SLP
RETURN TO SERVICE ORDERING	Order return to service tags from SLP

Your Details

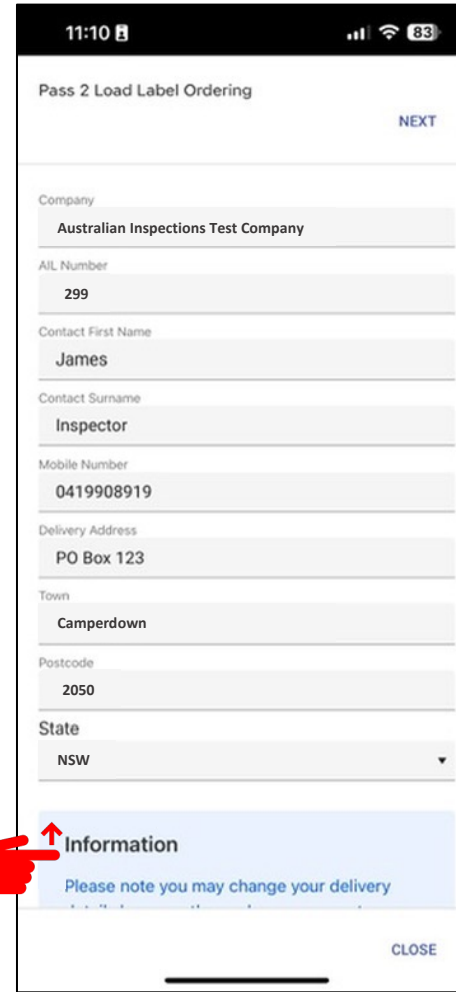
COMPANY COMPANYCONTACT

Company Name	Australian Inspections Test Company
ABN	888 777 666 555
Business Address	1 Australia Street
City	Camperdown
State	NSW
Postcode	2050
Address	PO Box 123

### Inspector Dashboard

From this screen you can:

- Order New Pass-2-Load Labels
- Order RTS tags and weather covers



11:10 83

Pass 2 Load Label Ordering

NEXT

Company  
Australian Inspections Test Company

AIL Number  
299

Contact First Name  
James

Contact Surname  
Inspector

Mobile Number  
0419908919

Delivery Address  
PO Box 123

Town  
Camperdown

Postcode  
2050

State  
NSW

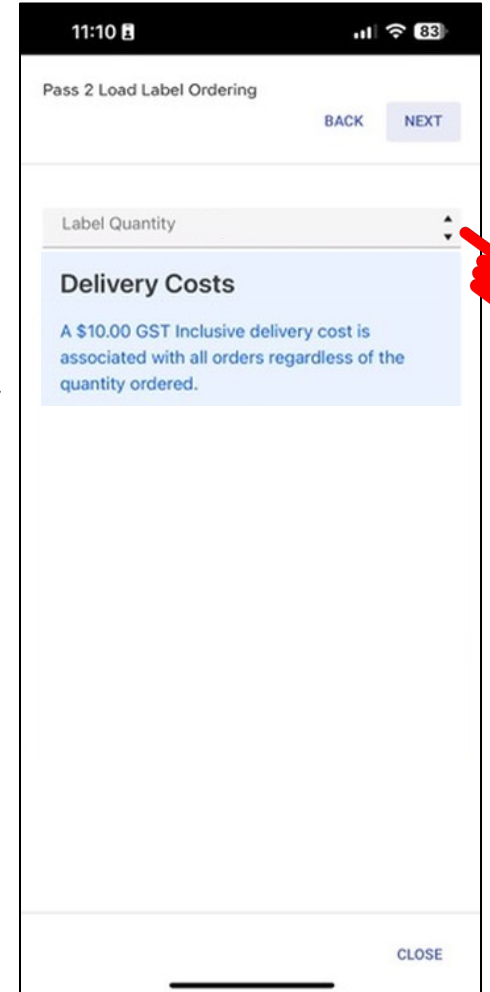
Information  
Please note you may change your delivery

CLOSE

### Pass 2 Load Label Ordering

From this screen you can:

- Confirm our delivery details or change your delivery details for this one-off delivery.
- **Swipe** up to see more information.



11:10 83

Pass 2 Load Label Ordering

BACK NEXT

Label Quantity

Delivery Costs  
A \$10.00 GST Inclusive delivery cost is associated with all orders regardless of the quantity ordered.

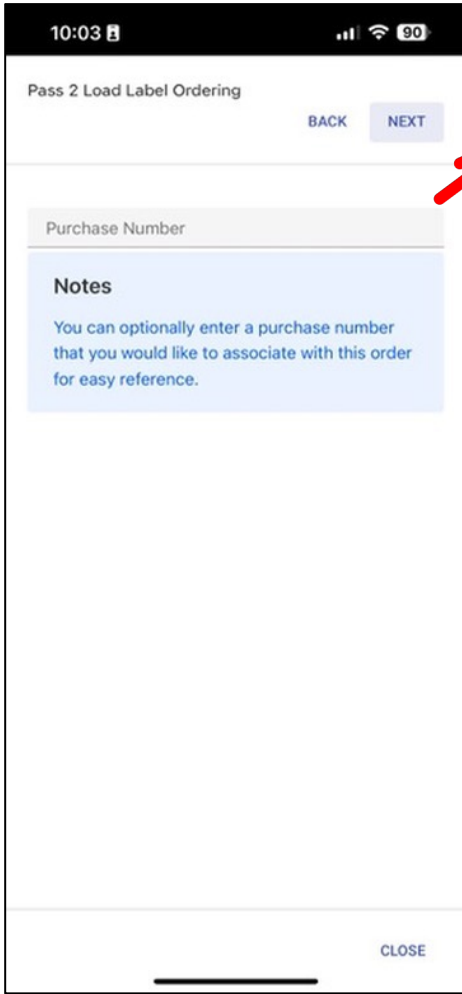
CLOSE

### Pass 2 Load Label Ordering

From this screen you can:

- Select the quantity of Labels you wish to purchase.

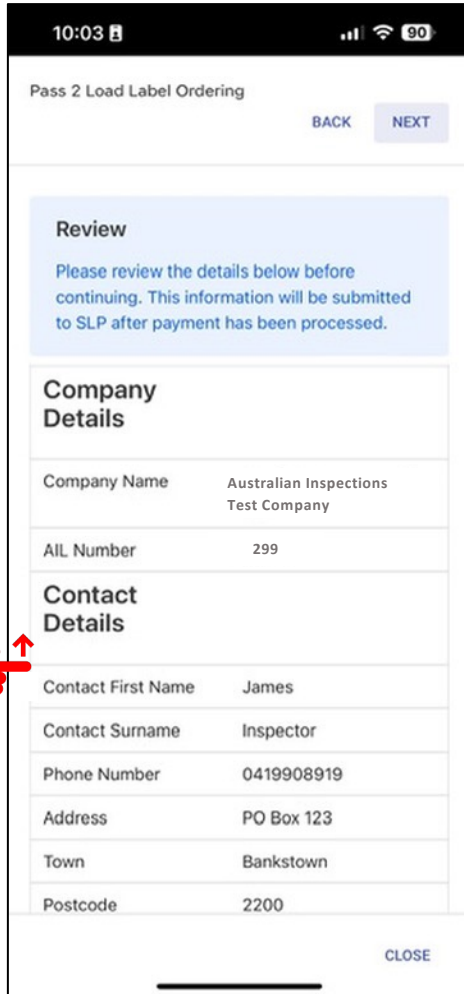
## #5 Navigating the App: Pass-2-Load Inspector.



### Pass 2 Load Label Ordering

From this screen you can:

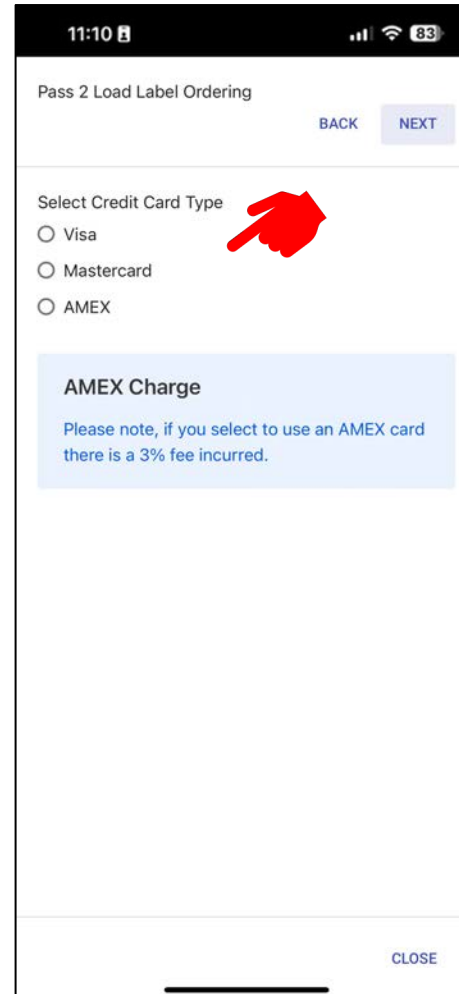
- Enter an order number against your Pass-2-Load Label order, this is optional.



### Pass 2 Load Label Ordering

From this screen you can:

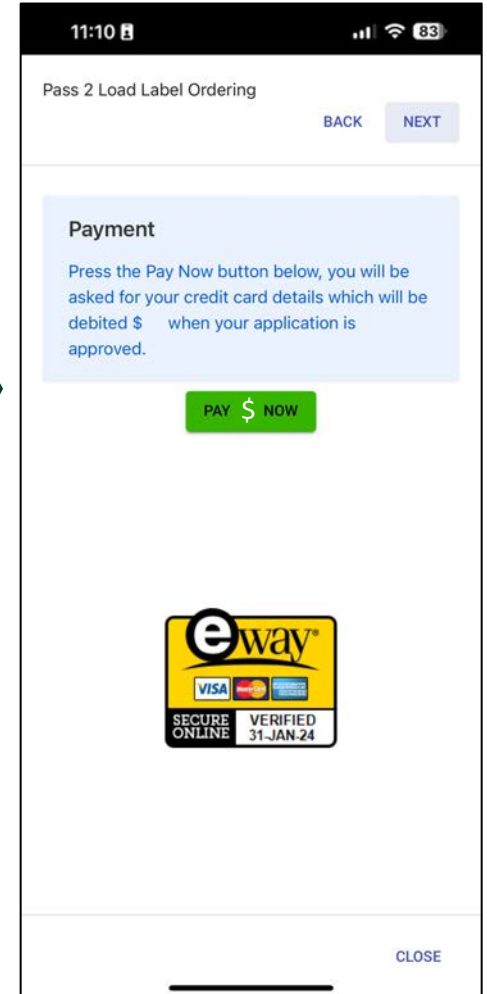
- Confirm our delivery order details.
- **Swipe** up to see more contact detail information.



### Pass 2 Load Label Ordering

From this screen you can:

- Choose your form of payment  
Visa, Mastercard, Amex.



### Pass 2 Load Label Ordering

From this screen you can:

- View and confirm the cost of payment before pressing next and progressing to our payment system.

## #6 Navigating the App: Pass-2-Load Inspector.

Pass 2 Load Label Ordering

Safe Load Program

Purchase Details

Email  
s.smith@weareanail.com.au

Phone #  
0419908919

Invoice Number  
Pass-2-Load 1509  
Invoice Description  
AIL Demo (alldemo)

Purchase Amount  
\$ ? (SAUD)

Credit Card Details

VISA MASTERCARD AMERICAN EXPRESS

#####

Steve Smith

Expiry Date  
Jan 2024

CCV

Privacy - Terms



s.smith@weareanail.com.au

Phone #  
0419908919

Invoice Number  
Pass-2-Load 1509  
Invoice Description  
AIL Demo (alldemo)

Purchase Amount  
\$ ? (SAUD)

Credit Card Details

VISA MASTERCARD AMERICAN EXPRESS

#####

Steve Smith

Expiry Date  
Jan 2024

CCV  
123

Pay Now

Cancel

Privacy - Terms



Pass 2 Load Label Ordering

BACK NEXT

Processing your payment...

Payment  
Processing time may take up to 60 seconds.

Press the Pay Now button below, you will be asked for your credit card details which will be debited \$ ? when your application is approved.

Processing payment

eWay  
VISA MASTERCARD AMERICAN EXPRESS  
SECURE ONLINE VERIFIED 31-JAN-24

Privacy - Terms

CLOSE



Pass 2 Load Label Ordering

Credit Card Accepted

Your credit card details have been accepted for the order of 0 Blue Labels and 1 Yellow Labels. The details of the transaction are recorded below.

Print

Tax Invoice  
31-01-2024

Pass-2-Load payment received for -

AIL Demo aildemo

PO Box 99  
Adelaide, SA, 5000

Pass-2-Load 1509

Safe Load Program

ABN: 17 000 032 128

Description	Quantity	Amount
Purchase of Pass-2-Load Labels	1	\$ ?
Delivery Fee	1	\$ ?

Privacy - Terms

CLOSE

### Pass 2 Load Label Ordering

From this screen:

- Enter the email address you would like your payment confirmation to be sent, and a contact phone number.
- **Swipe** up to enter your credit card details.

### Pass 2 Load Label Ordering

From this screen:

- Once your credit card details have been entered, press **Pay Now**

### Pass 2 Load Label Ordering

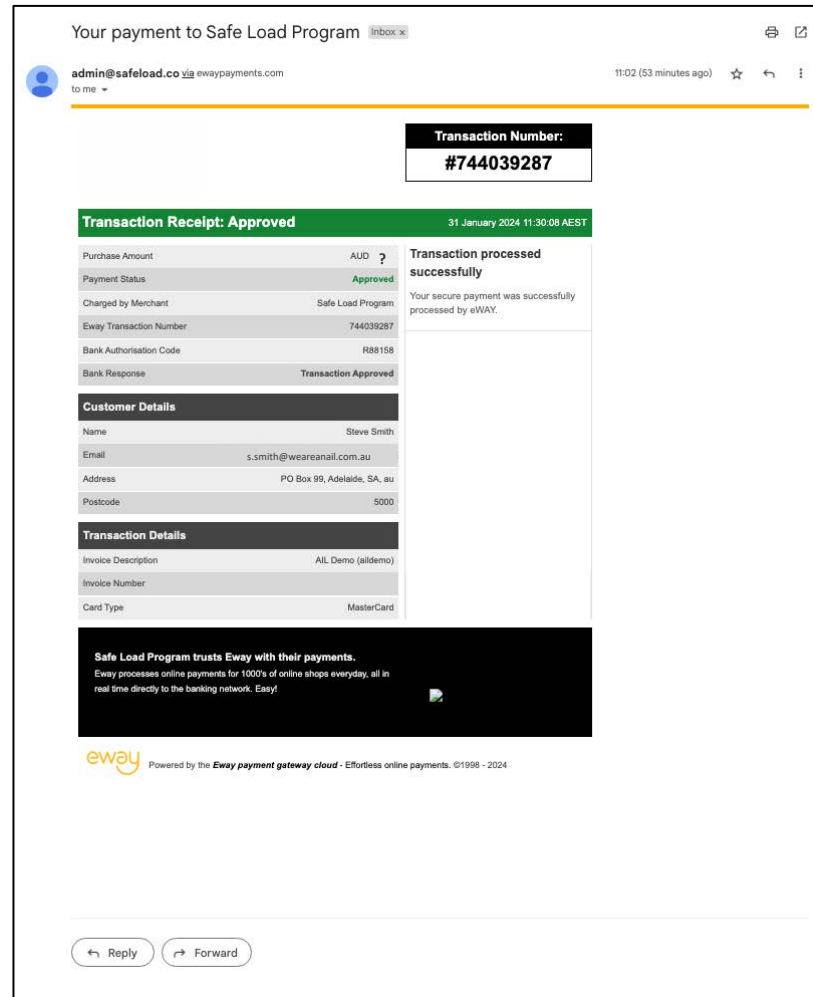
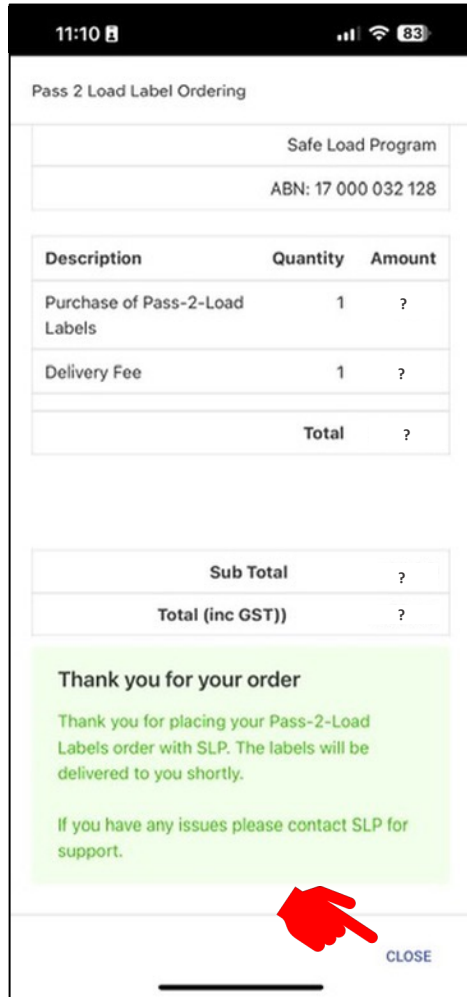
Allow this screen to complete processing.

### Pass 2 Load Label Ordering

Payment acceptance screen:

- **Print** a copy of your label order
- **Swipe** up to enter your credit card details.

## #7 Navigating the App: Pass-2-Load Inspector.



### Pass 2 Load Label Ordering

From this screen you can:

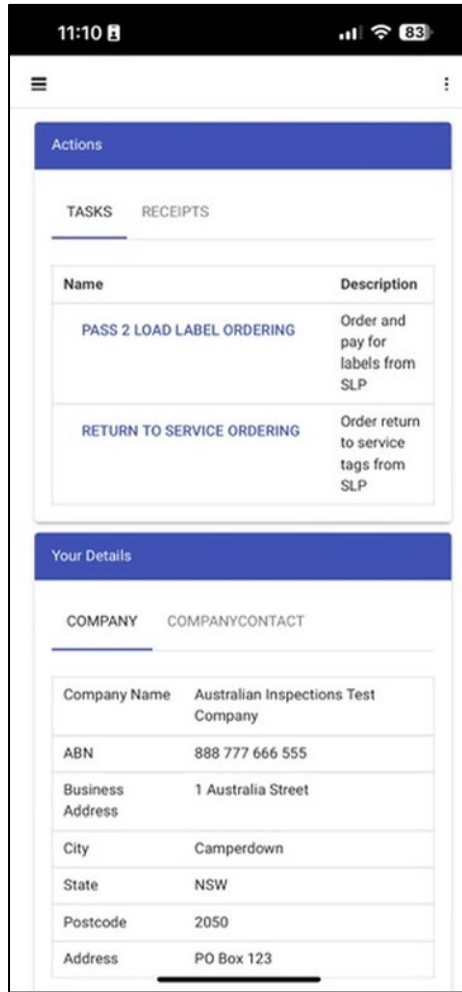
- Press **CLOSE**

### Pass 2 Load Label Ordering Email.

An email will be sent to the email address entered against the order that was placed.



## #8 Navigating the App: Pass-2-Load Inspector.



11:10 83

Actions

TASKS RECEIPTS

Name	Description
PASS 2 LOAD LABEL ORDERING	Order and pay for labels from SLP
RETURN TO SERVICE ORDERING	Order return to service tags from SLP

Your Details

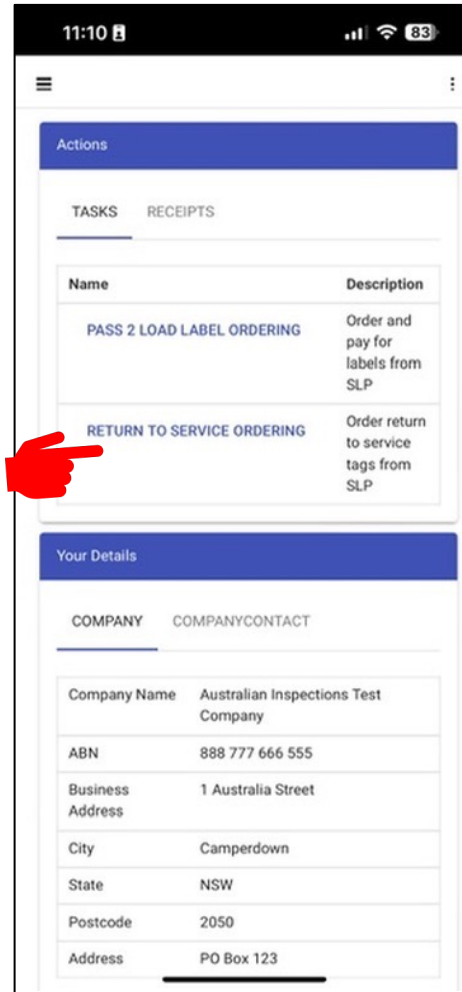
COMPANY COMPANYCONTACT

Company Name	Australian Inspections Test Company
ABN	888 777 666 555
Business Address	1 Australia Street
City	Camperdown
State	NSW
Postcode	2050
Address	PO Box 123

### Inspector Dashboard

From this screen you can:

- Order New Pass-2-Load Labels
- Order RTS tags and covers
- Access label orders receipts
- View your company details
- View your companycontact details



11:10 83

Actions

TASKS RECEIPTS

Name	Description
PASS 2 LOAD LABEL ORDERING	Order and pay for labels from SLP
RETURN TO SERVICE ORDERING	Order return to service tags from SLP

Your Details

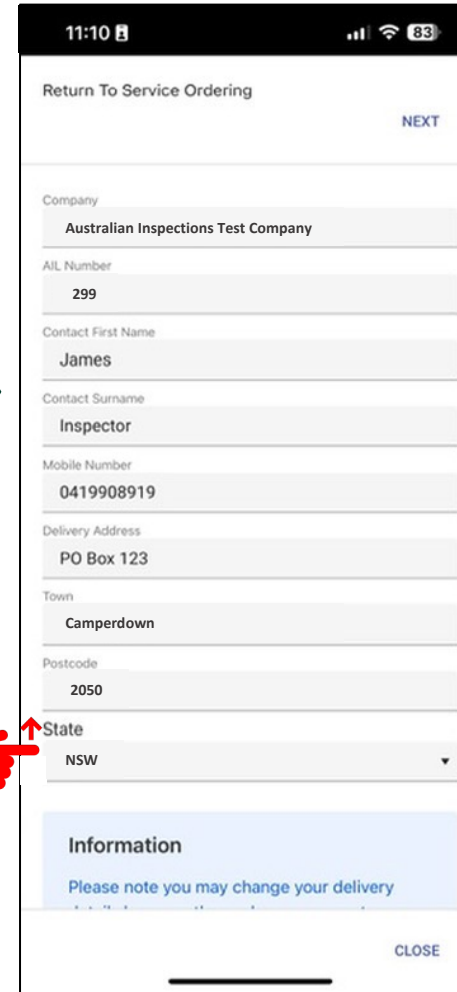
COMPANY COMPANYCONTACT

Company Name	Australian Inspections Test Company
ABN	888 777 666 555
Business Address	1 Australia Street
City	Camperdown
State	NSW
Postcode	2050
Address	PO Box 123

### Inspector Dashboard

From this screen you can:

- Order New Pass-2-Load Labels
- Order RTS tags and weather covers



11:10 83

Return To Service Ordering

NEXT

Company

Australian Inspections Test Company

AIL Number

299

Contact First Name

James

Contact Surname

Inspector

Mobile Number

0419908919

Delivery Address

PO Box 123

Town

Camperdown

Postcode

2050

State

NSW

Information

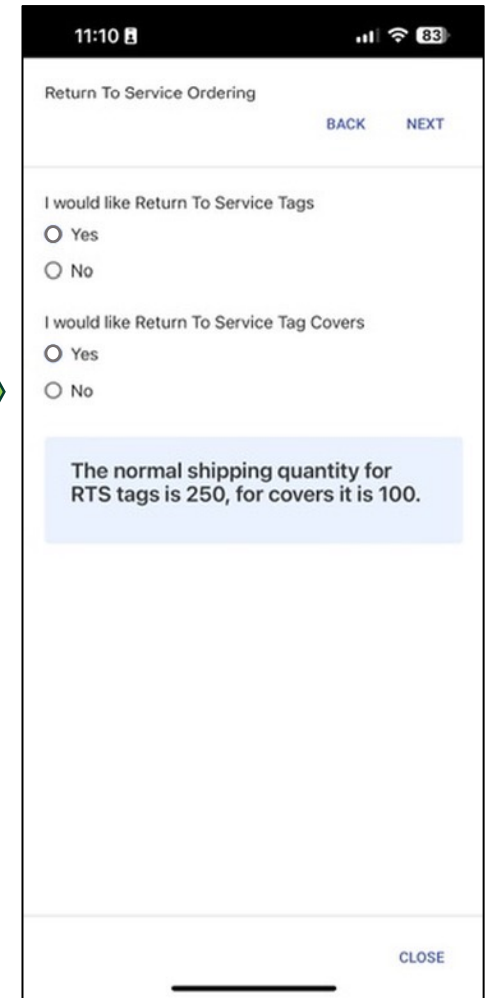
Please note you may change your delivery

CLOSE

### Return To Service Ordering

From this screen you can:

- Confirm our delivery details or change your delivery details for this one-off delivery.
- **Swipe** up to see more information.



11:10 83

Return To Service Ordering

BACK NEXT

I would like Return To Service Tags

Yes

No

I would like Return To Service Tag Covers

Yes

No

The normal shipping quantity for RTS tags is 250, for covers it is 100.

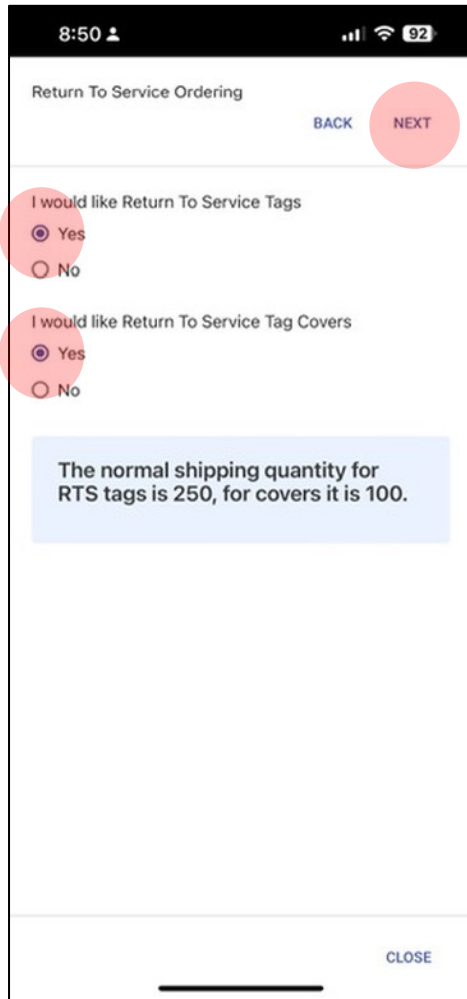
CLOSE

### Return To Service Ordering

From this screen you can:

- Select a delivery of 250 RTS tags
- Select a delivery of 100 RTS tags weather covers.

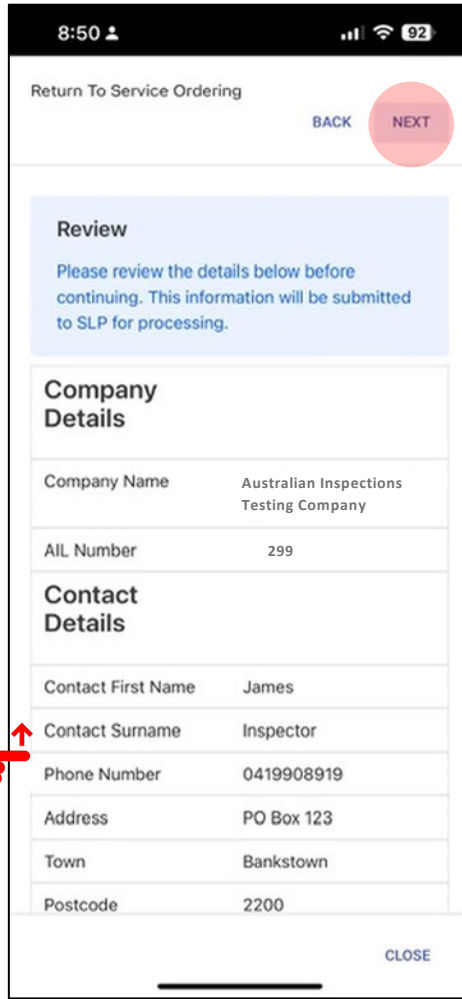
## #9 Navigating the App: Pass-2-Load Inspector.



### Return To Service Ordering

From this screen you can:

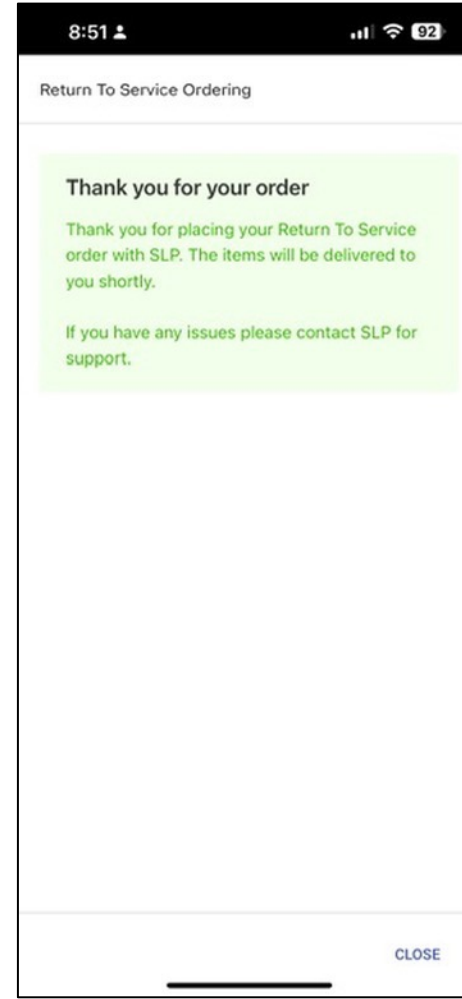
- Select a delivery of 250 RTS tags
- Select a delivery of 100 RTS tags weather covers.



### Return To Service Ordering

From this screen you can:

- Review your RTS tag and cover order and delivery details.
- **Swipe** up to see more information.



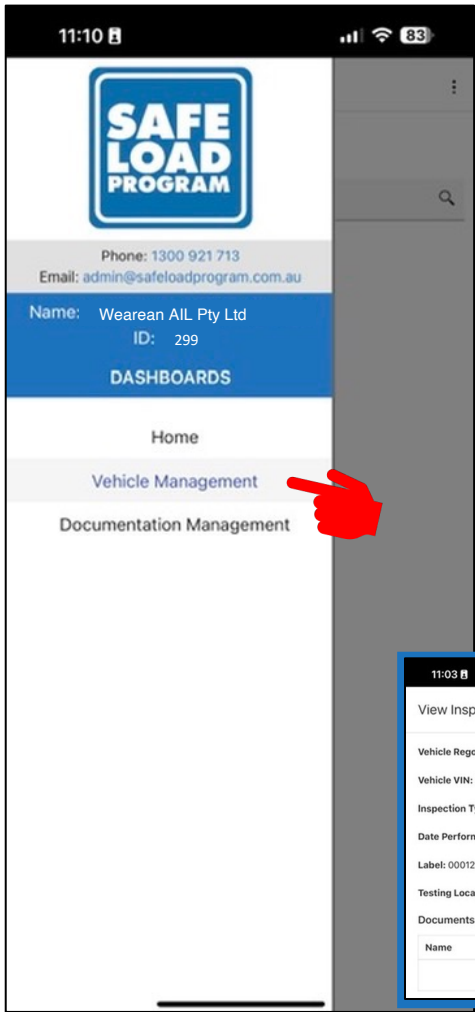
### Return To Service Ordering

From this screen you can:

- See your order conformation screen.

**If you require Return To Service Tags and Weather Covers in larger quantities than the normal shipping quantity, please contact SLP and we can review your businesses needs.**

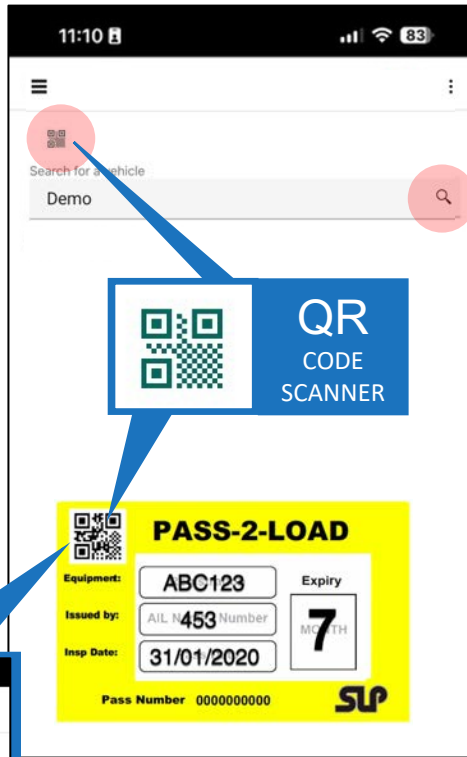
# #10 Navigating the App: Pass-2-Load Inspector.



## Menu Bar

From this screen you can:

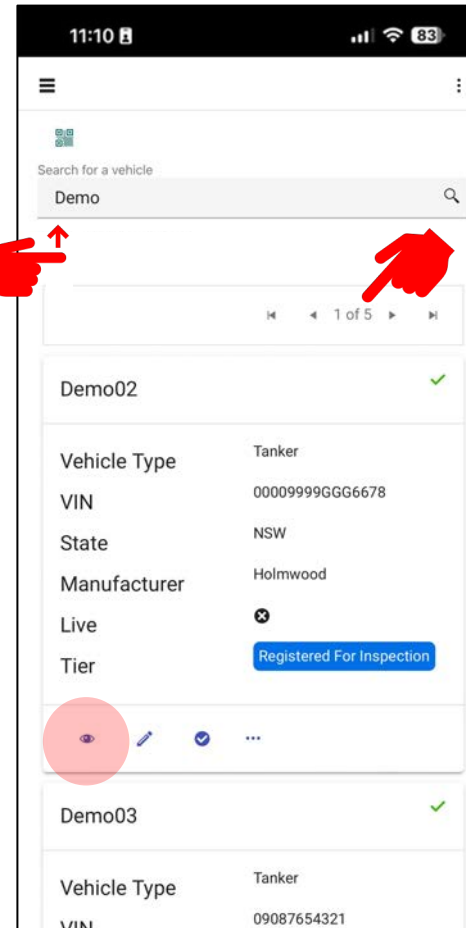
- Access **Vehicle Management**.
- **Documentation Management**.



## Vehicle Management Search Screen

From this screen you can:

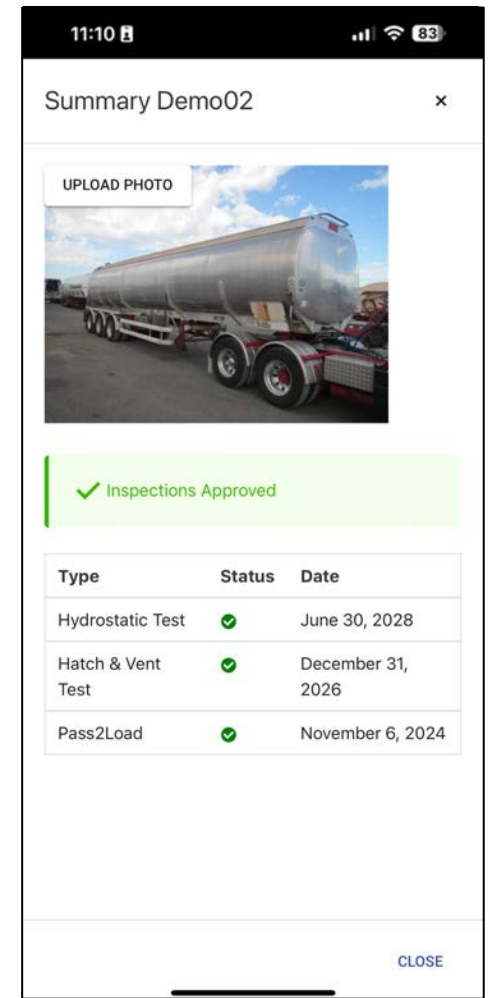
- *Search for a vehicle.*
- *Type in the Registration No. and tap the **search** icon to access your search results;*
- *Use the **QR** code reader, scan the QR code on any SLP vehicle with an SLP inspection label. You will be taken directly to the Pass-2-Load Vehicle Inspection Screen linked to the scanned label.*



## Search Results Screen

From this screen you can:

- *View your search results.*
- *Access the action bar.*
- *Tap on the **SUMMARY** page icon.*
- ***Swipe** up to see more vehicles or select other pages in your search.*
- *Select other pages of the search by tapping on the arrows*

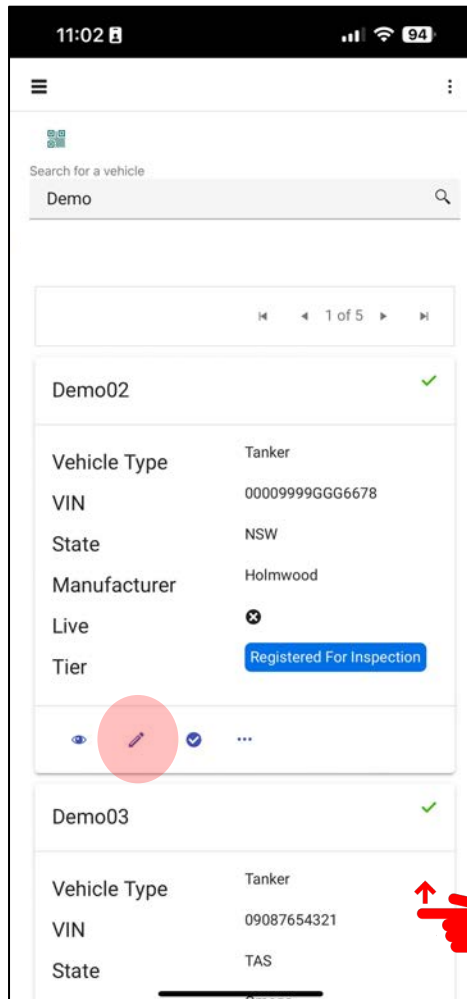


## Summary Page

From this screen you can:

- *Access the vehicle inspection status.*
- *Enter or update a photo of the vehicle.*

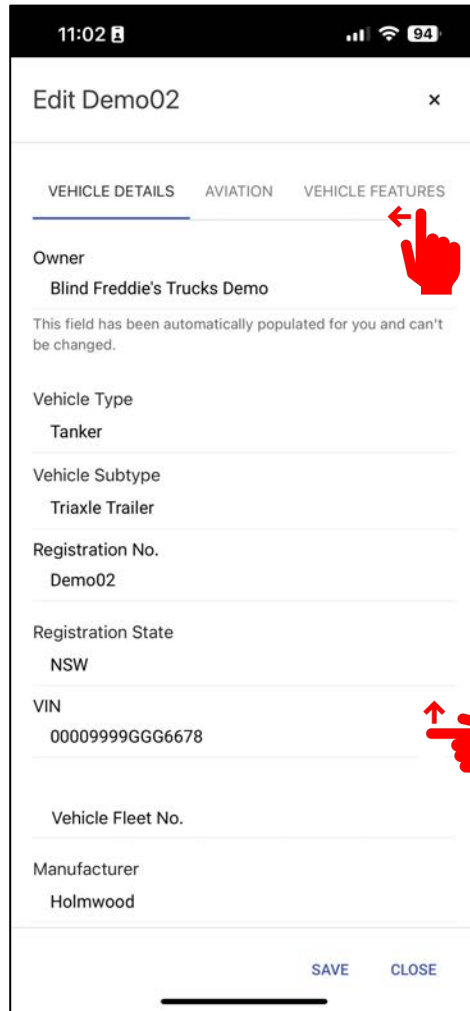
## #11 Navigating the App: Pass-2-Load Inspector.



### Search Results Screen

From this screen you can:

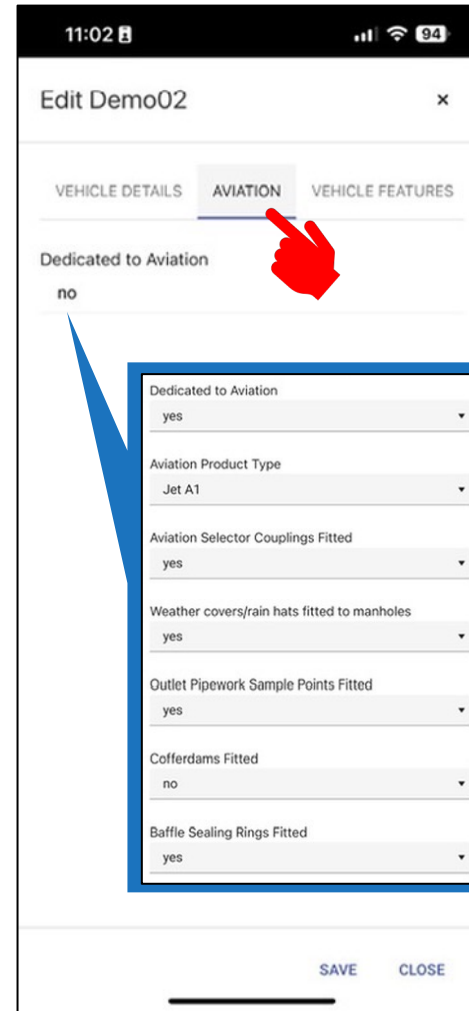
- Access the vehicle action bar which includes the vehicle summary screen, **VEHICLE DETAILS** screen, inspections screen and the vehicle audit screen.
- **Swipe** up to see more listed vehicles.



### Vehicle Edit Detail Screen

From this screen you can:

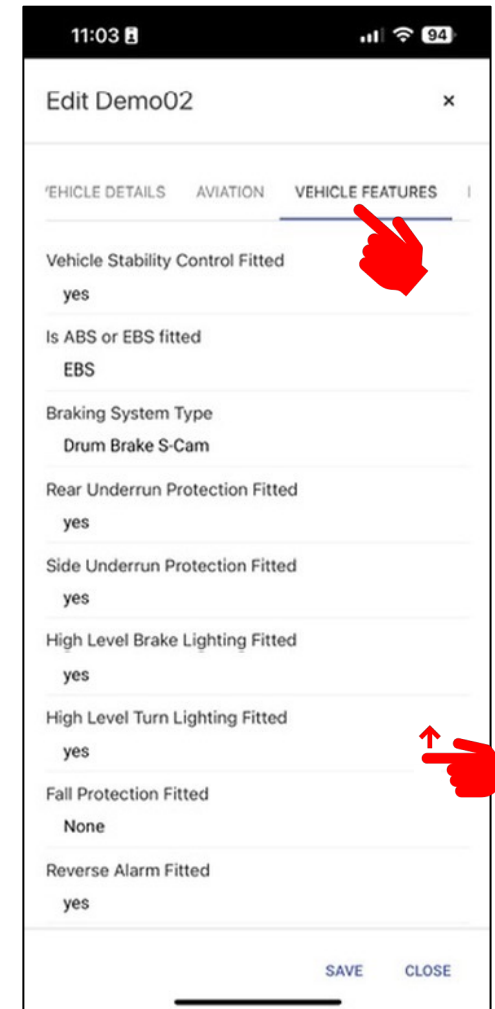
- View vehicle basic details
- Access the **Vehicle Information** bar.
- **Swipe** this bar left for more tabs.
- **Swipe** up for more vehicle details.
- Options **ARCHIVE** – **SAVE** or **CLOSE**



### Vehicle Details Screen

From this screen you can:

- Access the vehicle **AVIATION** status tab.
- More details will be displayed if the tanker is dedicated to Aviation.

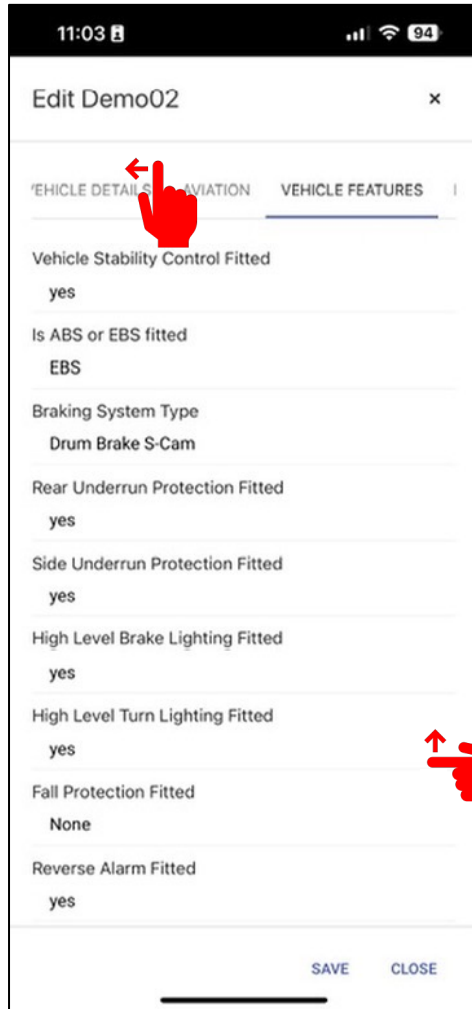


### Vehicle Details Screen

From this screen you can:

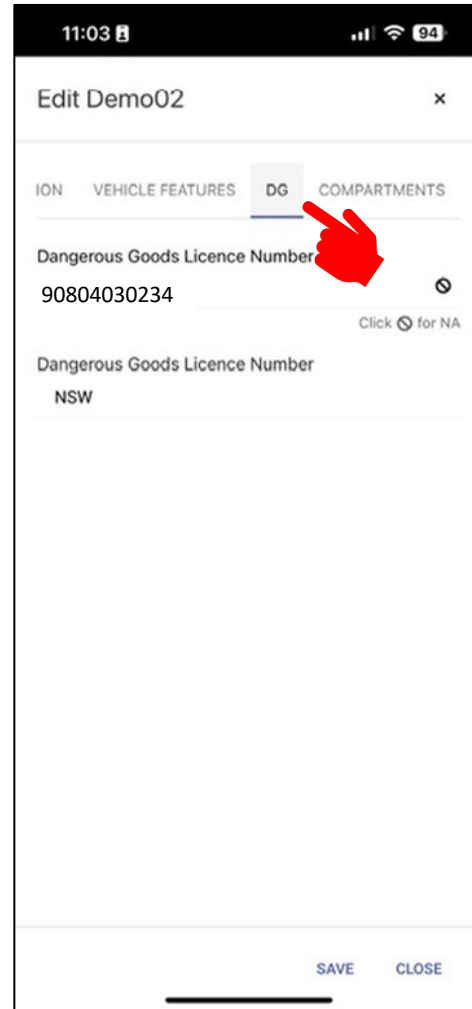
- Access **VEHICLE FEATURES** tab.
- **Swipe** up for more vehicle features.

## #12 Navigating the App: Pass-2-Load Inspector.



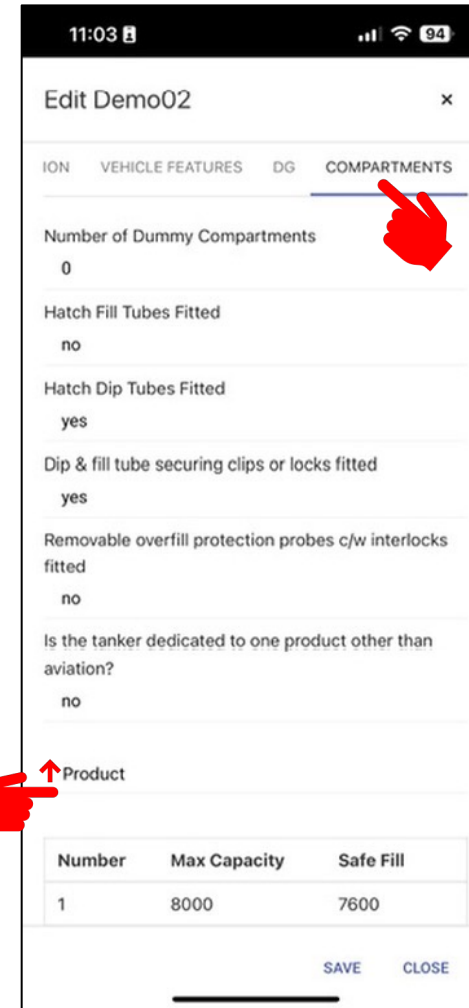
### Vehicle Details Screen

- **Swipe** this bar left for more tabs and swipe right to return.
- **Swipe** up to see more information.



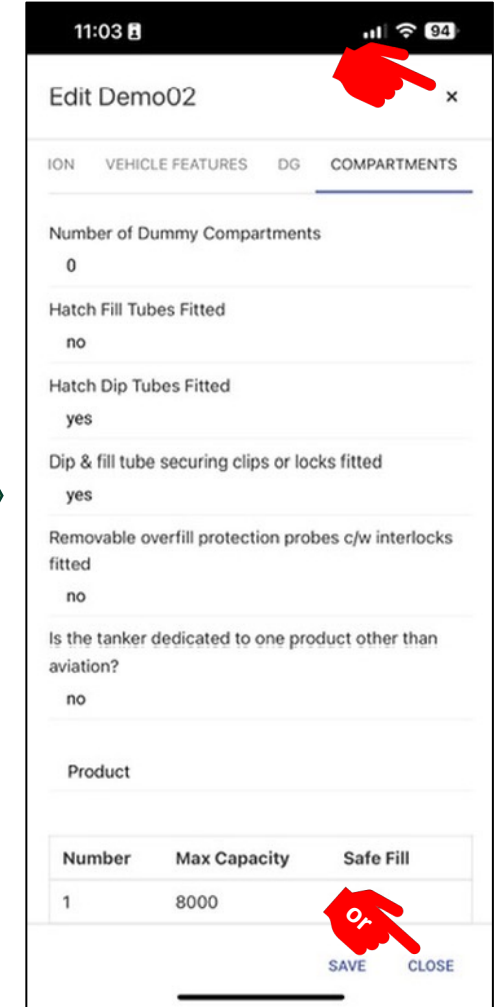
### Vehicle Details Screen

- Access the vehicle **Dangerous Goods** information (**DG**).



### Vehicle Details Screen

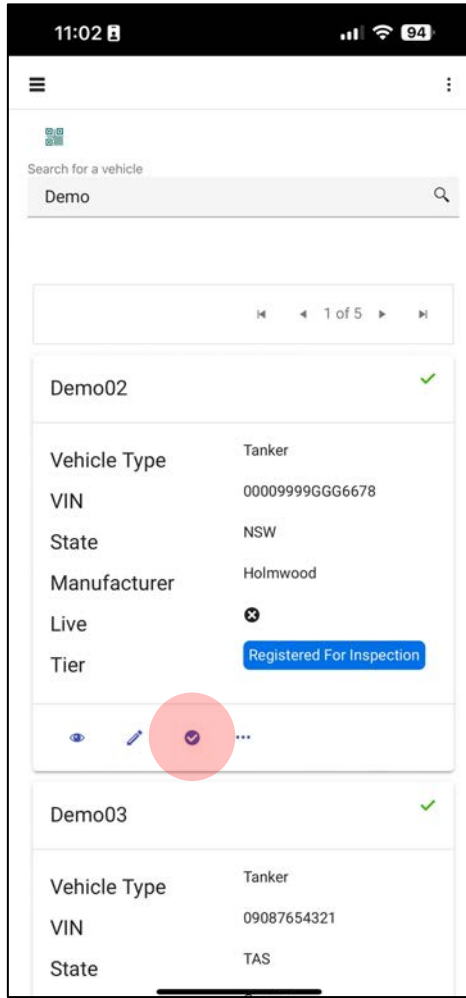
- Access the tanker **COMPARTMENT** information.
- **Swipe** up to see more information.



### Vehicle Details Screen

- Return to the **Search Results Screen** by tapping **X** top right or **CLOSE** bottom right.

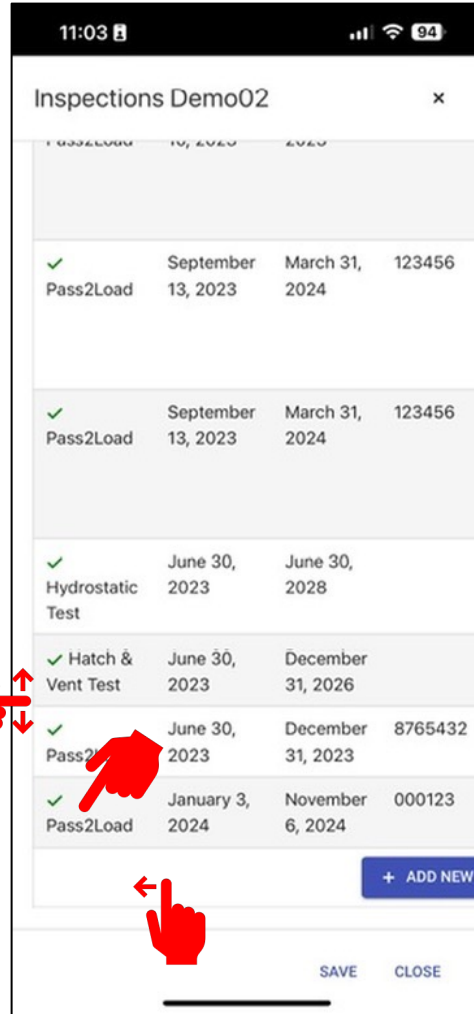
## #13 Navigating the App: Pass-2-Load Inspector.



### Search Results Screen

Return to the search results screen and from this screen you can:

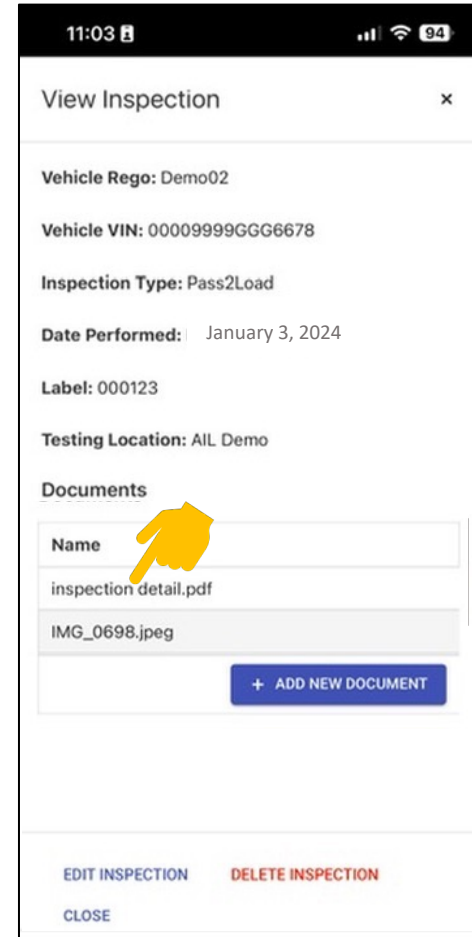
- Access the **VEHICLE INSPECTIONS** screen.



### Vehicle Inspections Screen

From this screen you can:

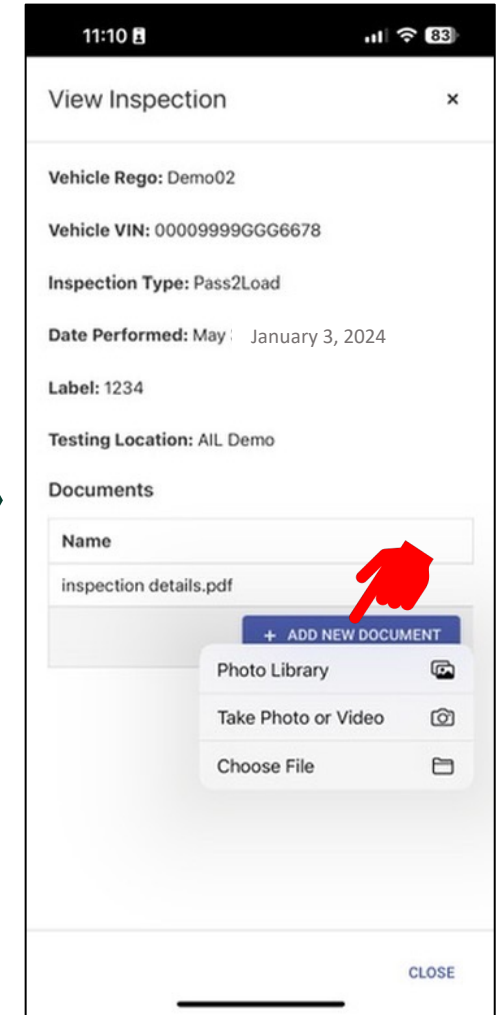
- Access the **VIEW INSPECTION** screen.
- Add a New Inspection.
- **Swipe up** or **down** for more inspections
- **Swipe left** to see more detail.



### Vehicle Inspection Screen

From this screen you can:

- Access **Inspection** information.
- **VIEW** and **DOWNLOAD** documents.
- **ADD A NEW DOCUMENT**.
  - Take a photo of documents or an RTS tag and add it to the inspection.
- Only if you created the original inspection entry, can you **EDIT INSPECTION** or **DELETE INSPECTION**.

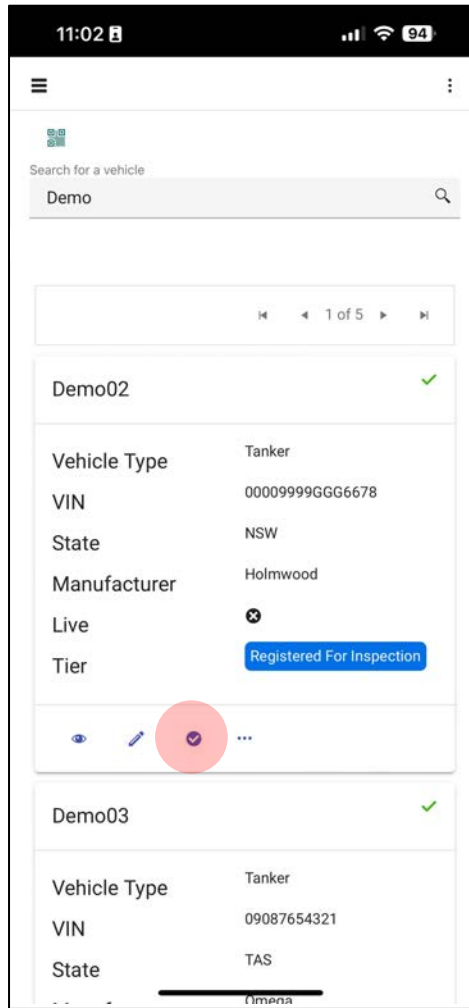


### Vehicle Inspection Screen

From this tab you can add a file or photo from your device to the inspection:

- **Photo Library**
- **Take a Photo or Video**
- **Choose a file**

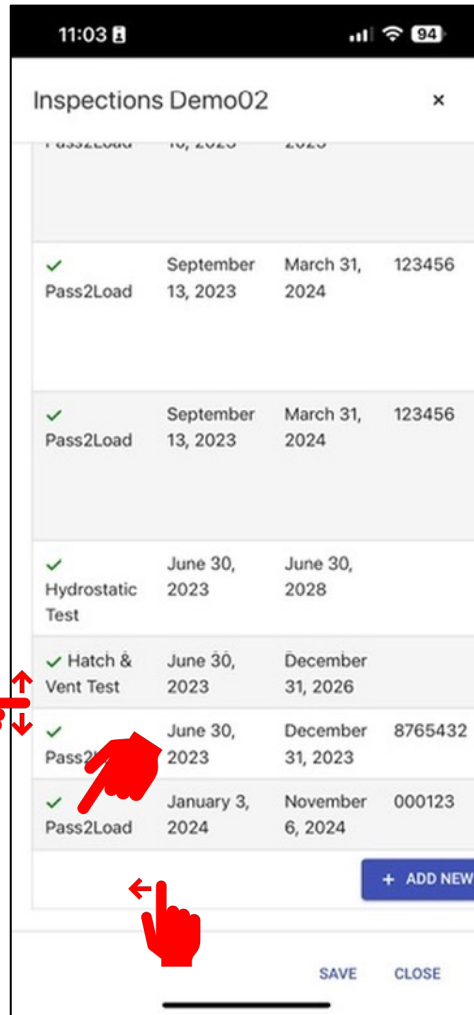
# #14 Navigating the App: Pass-2-Load Inspector.



## Search Results Screen

Return to the search results screen and from this screen you can:

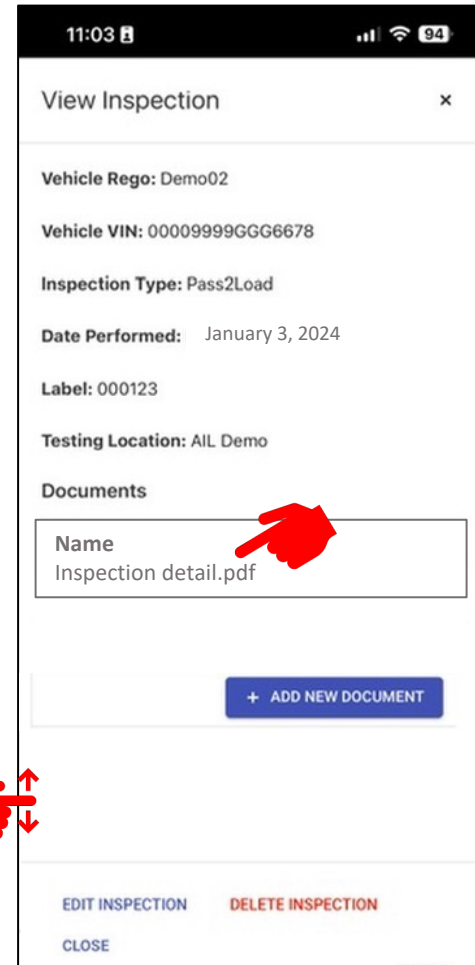
- Access the vehicle **INSPECTIONS** screen.



## Vehicle Inspections Screen

From this screen you can:

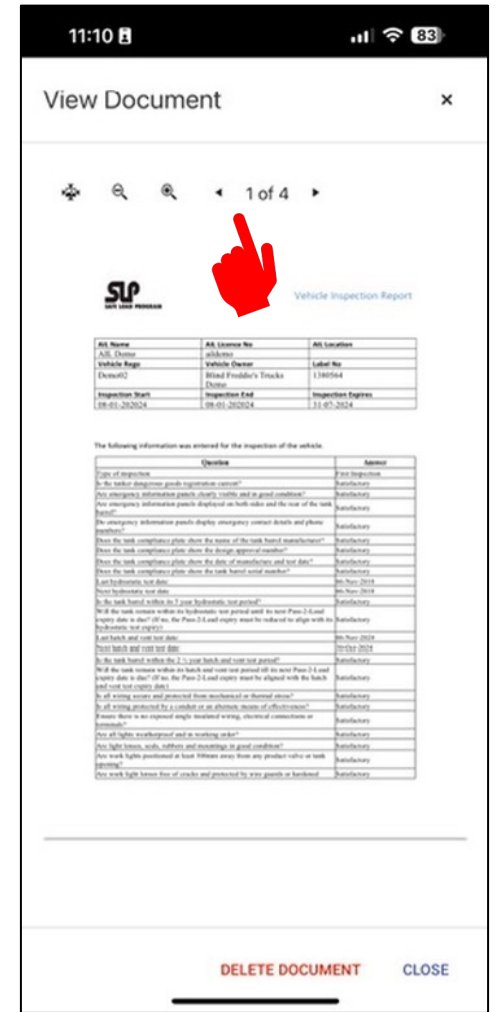
- Access the **VIEW INSPECTION** screen.
- Add a New Inspection.
- **Swipe** up or down for more inspections
- **Swipe** left to see more detail.



## Vehicle Inspections Screen

From this screen you can:

- Access inspection information.
- **VIEW** and **DOWNLOAD** documents.
- **ADD A NEW DOCUMENT**.
  - Take a photo of documents or an RTS tag and add it to the inspection.
- Only if you created the original inspection entry, you can **EDIT INSPECTION** or **DELETE INSPECTION**.

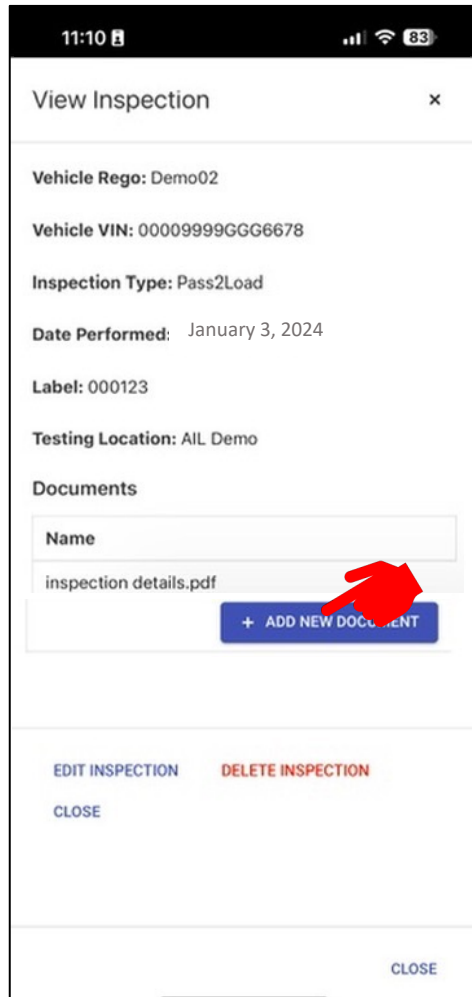


## View Document Screen

In this screen, if you originally entered the document, you can **DELETE** the **DOCUMENT**.

- View all selected documents by tapping on the arrows
- Expand the document size.

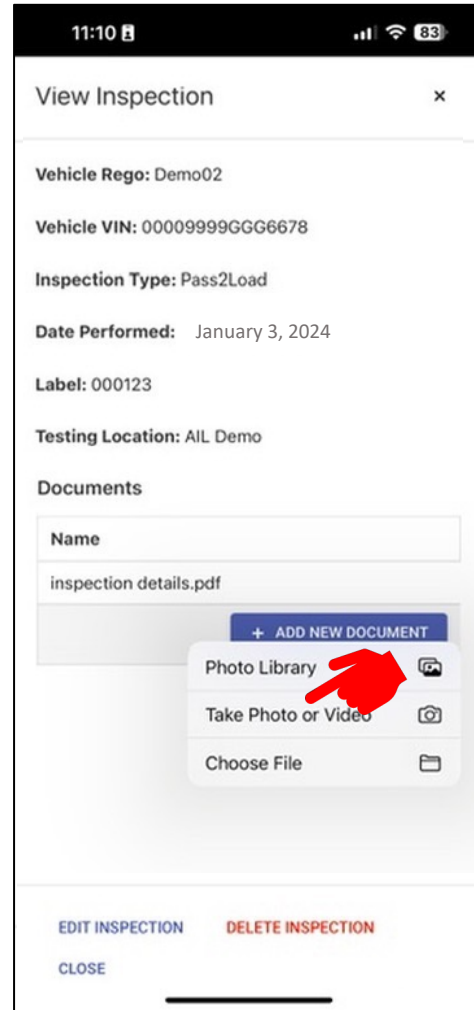
## #15 Navigating the App: Pass-2-Load Inspector.



### Vehicle Inspections Screen

From this screen you can:

- Access detailed information.
- Download and view documents.
- **ADD A NEW DOCUMENT.**



### Vehicle Inspections Screen

From this screen you can:

- **Take Photo or Video** of documents or an RTS tag and add it to the inspection.
- Select other media from your phone.



### Phone Camera

From this screen:

- You can take a photo or photos of completed inspection documents, or completed return to service tags and even vehicle faults that may require further review in future inspections.



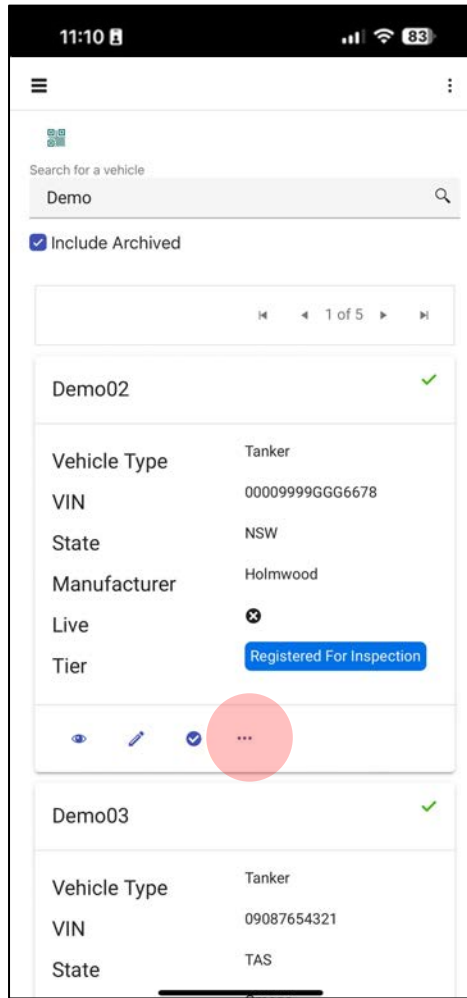
### View Document Screen

From this screen you can:

- View your new photo.



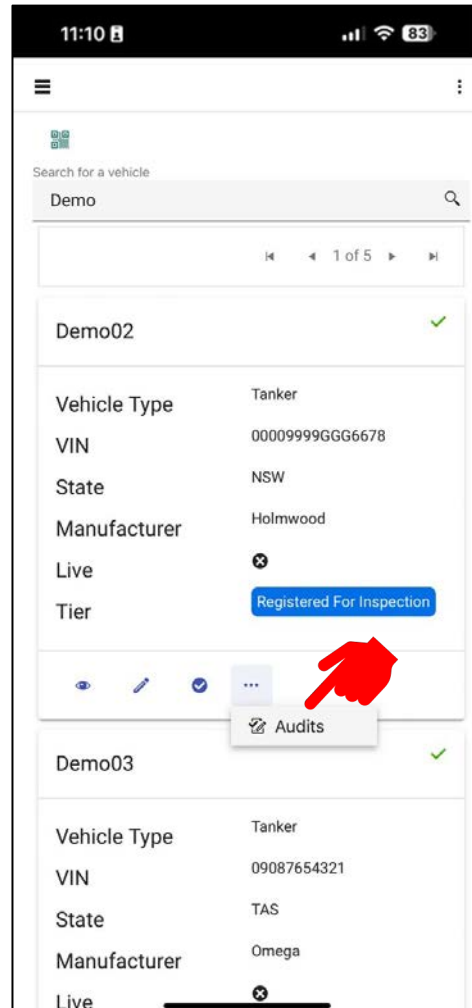
## #16 Navigating the App: Pass-2-Load Inspector.



### Search Results Screen

Return to the search results screen and you can:

- Access the horizontal three dots **vehicle Audits** tab.



### Horizontal Three Dots

From this dropdown tab you can:

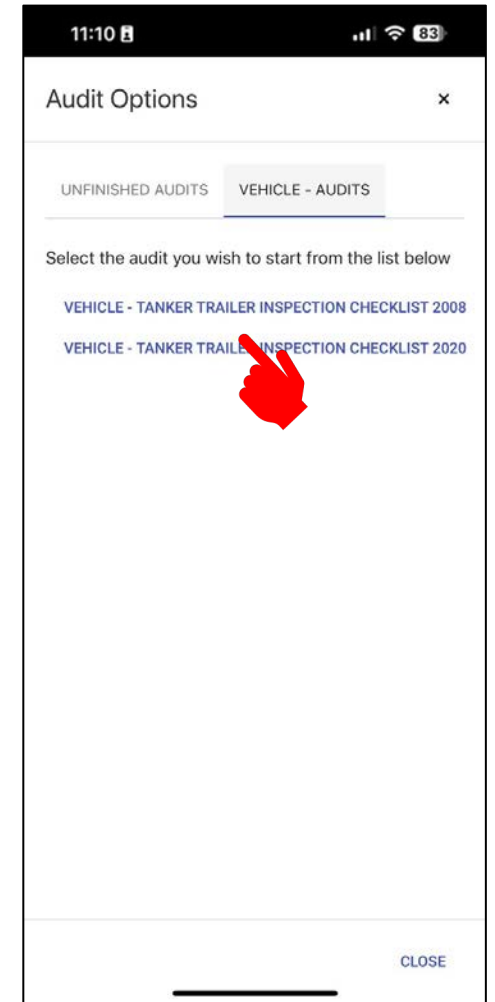
- **Access the Audits tab.**



### Audit Options Screen

From this screen:

- You can view and access previously unfinished audits or choose the vehicle audits tab to select a new audit.

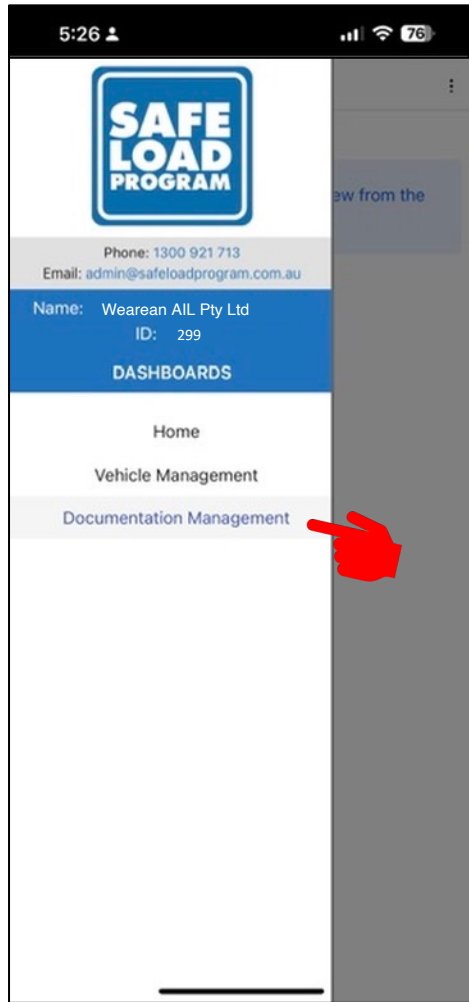


### Audit Options Screen

From this screen you can:

- You can choose and conduct a new audit.

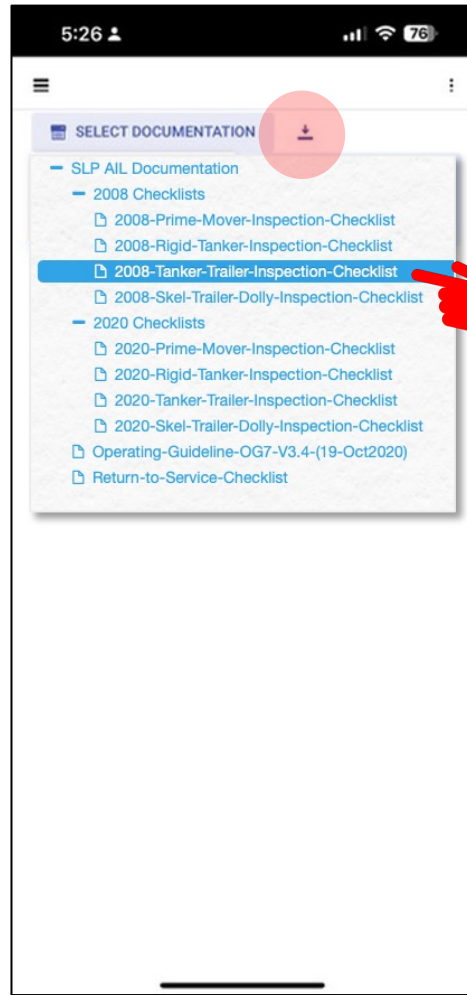
# #17 Navigating the App: Pass-2-Load Inspector.



## Menu Bar ☰

From this screen you can:

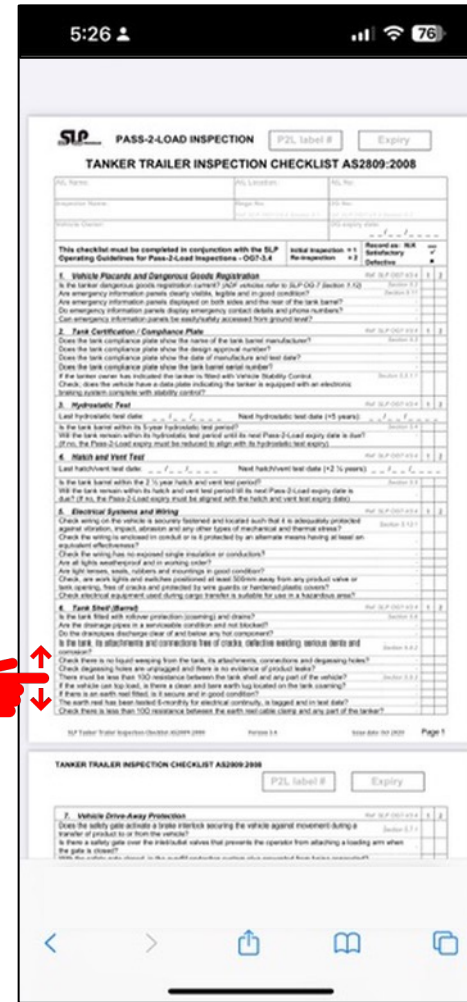
- Access Vehicle Management.
- **Documentation Management.**



## Documentation Management Screen

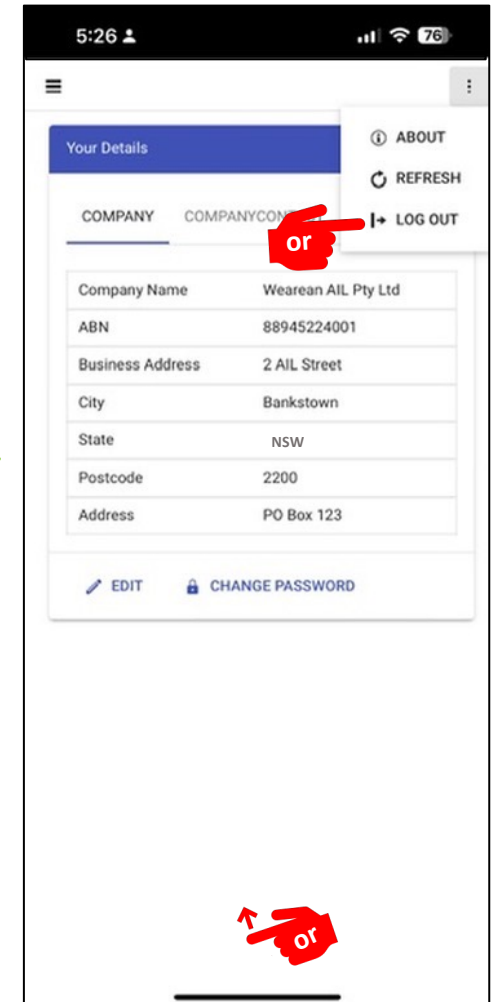
From this screen you can:

- Access and Download Vehicle Inspection Documents.
- Select a document and **DOWNLOAD THE DOCUMENT.**



## Selected Document Screen

- Access and view Inspection Document Templates.
- **Swipe up or down to see more of your document.**



## Vertical Three Dots ⋮

Return to any screen where you can access the Vertical Three Dots Where you can | LOG OUT: Or Merely swipe up and out of the App, this way you can stay logged in until the next time you need it.